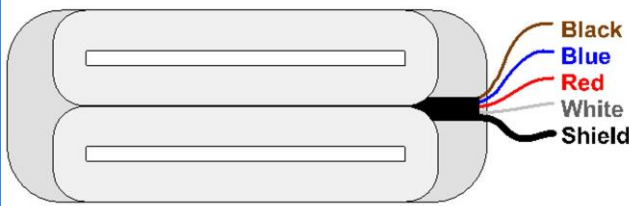


SH 661 / 662 WIRING - Notice 2 different versions:

SH 661

Updated Version June 2013

Shadow

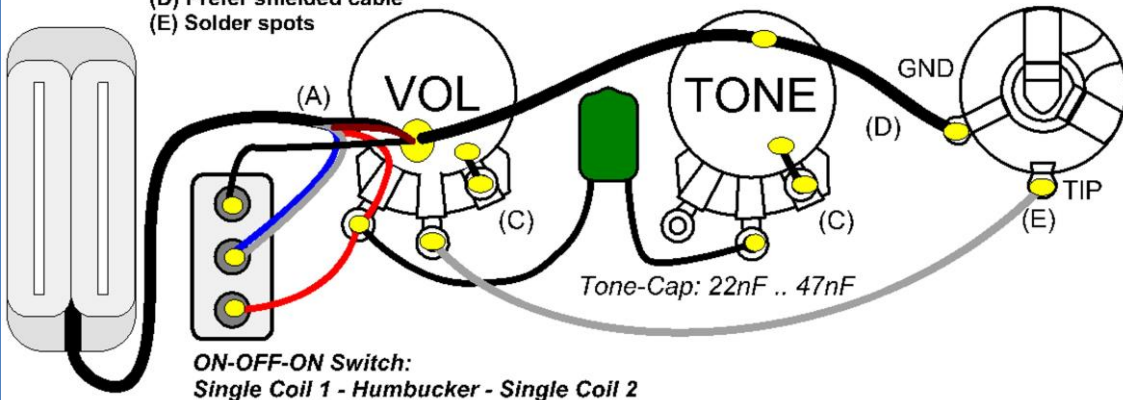


Red: Humbucker out
Blue & White: Connect together = Single Coil Tap
Shield & Black: Connect to Ground

Reverse Phase:
Black: Humbucker out
Blue & White: Connect together = Single Coil Tap
Shield & Red: Connect to Ground

Example: 1 HUMBUCKER w/ Volume & Tone Control and Single Coil Switch

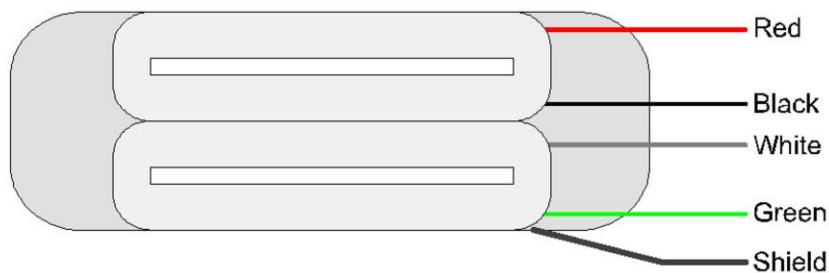
- (A) Connect Shield & Black (here: brown) to Ground (GND)
- (B) Solder Blue & White together to Single Coil Switch
- (C) Solder Pot. pins 1 (A) to Pot. housing (GND)
- (D) Prefer shielded cable
- (E) Solder spots



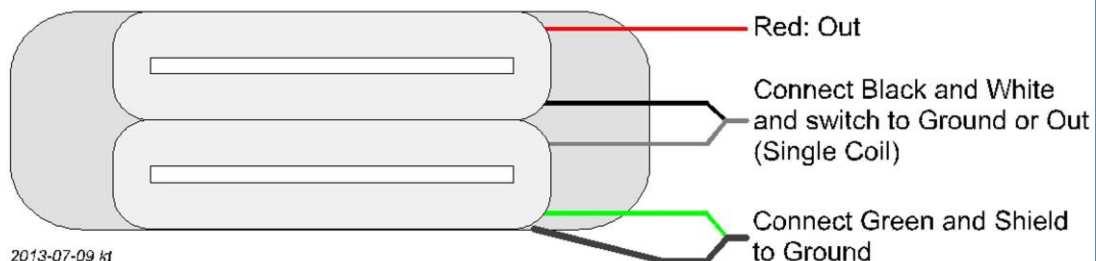
Older Version – before June 2013

Shadow

SH 661 Wiring



Humbucker with Tap (Single Coil)



2013-07-09 kt

Note: SH 662 has the same wiring!