

Installation Instruction for Shadow SH SB2 Twin Upright Bass Transducer

Content:

2 Upright Bass Transducer with 1/4" socket,
Mounting adhesive,
Copper Foil Tape

1. Test fit sensors into the slot between the wing and foot or between the bridge feet and body (see fig. 1). Pickup should fit tightly for best output (see fig 2).

Fig. 1

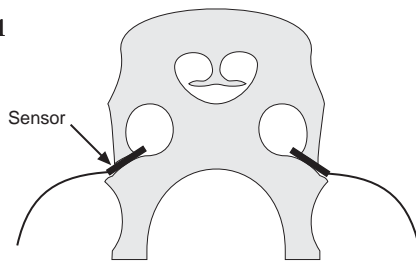
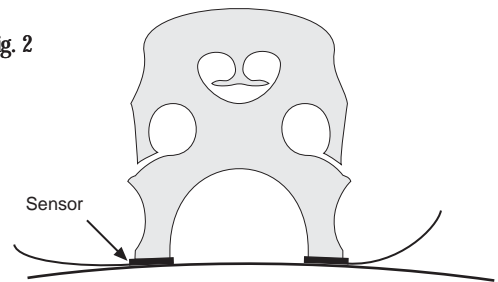



Fig. 2



2. If pickup is too loose, shim with included shim material (see fig 3). If pickup is too high, file the bridge slot slightly.

Fig. 3



3. Install the sensors into the bridge slots.
4. Locate the output socket in a convenient location on the instrument and attach with applied double sided adhesive.
5. Connect to appropriate amplifier with instrument cable.

Note:

Piezo pickups and transducers have a very high output impedance. In order to get the optimum sound output we recommend an amplifier with low impedance input.